

Aduro MDF-4in1

2201 ff

High-quality, solvent-based multi-coat pigment-based paint for furniture made of MDF for industrial and professional use

PRODUCT DESCRIPTION

General

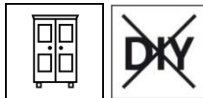
Fast-drying 2-component polyurethane pigment coat for furniture surfaces. Good filling power, excellent grindability, outstanding chemical and mechanical resistance, very good ring indentation resistance and good firmness on vertical surfaces; can be applied directly on MDF boards (please pay attention to the information on "MDF boards" given in the following!).

Special properties and standards

- **ÖNORM A 1605-12** (furniture surfaces)
Resistance to chemical reactions: 1-B1
Response to abrasion: 2-D (≥ 50 U)
Response to scratches: 4-D (≥ 1.0 N)
Flame treatment: 5-B (highly non-flammable furniture surfaces)
- **ÖNORM A 3800-1** (fire behaviour) in conjunction with a flame-retardant substrate:
highly non-combustible or flame-retardant (formerly B 1 in accordance with B 3800 -1), Q1, Tr 1
- **ÖNORM S 1555** or **DIN 53160** Perspiration and saliva-proof properties
- **ÖNORM EN 71-3** Safety of toys; migration of certain elements (free of heavy metals)
- **French ordinance DEVL1104875A** regarding the marking of construction coating products for their emissions of volatile pollutants: A+



Application area



- For the manufacture of high-class pigment paint structures for furniture and the entire interior furnishings including surfaces in the kitchen and sanitary areas: Application areas II – IV according to ÖNORM A 1610-12.
- For efficient coating of MDF boards using the so-called "coat-on-coat" method: With 2 to 3 applications of Aduro MDF-4in1, you can obtain full-bodied surfaces with an excellent ring indentation resistance on MDF boards; Aduro MDF-4in1 meets the requirements of insulation, filler, colour coat and spray-on paint.

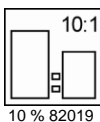
PROCESSING

Instructions for use



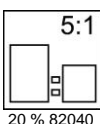
- Please stir the product before use.
- If another degree of gloss is desired (G10 to G70), you may apply a suitable spray paint in the desired degree of gloss (e.g. ADLER Pigmotop 25363 to 25367 or ADLER Legnopur 26211 ff) after a drying time (at room temperature) of at least 3 hours and maximum 8 hours, without intermediate sanding. Alternatively, you may use the ADLER Pigmofix M 90698 matt paste.
- Please follow our "**Working guidelines for PUR paints / lacquers**".
- Please follow our "**Working guidelines for high-gloss finishing of opaque coloured coatings**".
- Please observe the relative technical data sheets of the products.

Blending ratio



10 parts by weight or volume of Aduro MDF-4in1 2201 ff
1 part by weight or volume of **ADLER PUR-Härter (hardener) 82019**

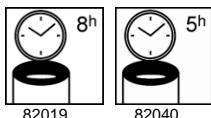
Aduro MDF-4in1 can be used only with a hardener and in the blending ratio specified. Any deviations will cause film and adhesion defects.



If you want **faster drying**, you can work with the following blending ratio as an alternative to the ADLER PUR-Härter 82019 (hardener) mentioned above:

5 parts by weight or volume of Aduro MDF-4in1 2201 ff
1 part by weight or volume of **ADLER PUR-Härter S 82040**

Pot Life



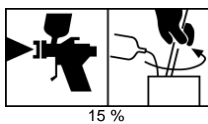
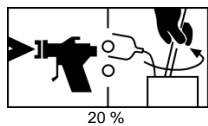
With ADLER PUR-Härter 82019:

The pot life is 8 hours. It is not possible to extend the pot life beyond this using freshly hardened coating material!

With ADLER PUR-Härter S 82040:

The pot life is 5 hours. It is not possible to extend the pot life beyond this using freshly hardened coating material!

Application technique



Application method	Airless	Airless pressurized (Airmix, Aircoat etc.)	Cup gun
Spray nozzle (ø mm)	0.28 – 0.33	0.28 – 0.33	1.8 – 2.0
Spraying pressure (bar)	100 - 120	100 - 120	3 - 4
Atomized air (bar)	-	1 - 2	-
Dilution (thinning)	ADLER DD-Verdünnung (Thinner) 80019 or ADLER PUR-Verdünnung (Thinner) 80029.		
Thinner amount added in %	approx. 15-20	approx. 15-20	approx. 20-25
Viscosity (sec.) 4-mm cup, 20°C	approx. 25	approx. 25	approx. 20
Application quantity (g/m ²)	approx. 150 – 200 per application; total quantity applied max. 750		

The shape, the properties and wood moisture of the substrate affect the consumption / yield. Accurate values for consumption must be obtained by applying trial coats in advance.

Drying times

(at 23 °C and 50 % rel. humidity)



Grindable and recoatable	after approx. 5 hours
Manipulable and stuckable	overnight

To improve the firmness of the subsequent coating we recommend drying overnight at room temperature.

The figures given above are reference values. The drying time depends on the type of substrate, coat thickness, temperature, air exchange and relative atmospheric humidity.

Cleaning the working equipment



Clean with ADLER DD-Verdünnung (thinner) 80019 or ADLER Waschverdünnung (washing thinner) 80077

SUBSTRATE

Type of substrate

- Carrier plates coated with priming film
- MDF boards

Substrate property (or condition)

The substrate must be dry, clean, capable of holding the paint, free from separating substances such as grease, wax, silicone, resin etc. and free from wood dust, as well as tested for suitability for coating.

Preparation of the substrate

- Carrier plates coated with priming film:
film sanding with grain size 240
- MDF boards:
Cleaning / intermediate sanding with grain size 180 – 220

You may use Aduro MDF-4in1 directly without pre-insulation on MDF boards of good quality and having a high raw density (e.g. with 19 mm plates or boards, greater than 700 kg/m³). Plates or boards of poorer quality must be pre-insulated before applying the first primer coat (e.g. with ADLER DD-Isoliergrund 25103 or ADLER Legnopur 26211 ff).

We basically recommend using moisture-resistant MDF plates or boards of type V100 with pre-insulation for sanitary applications. You are advised to avoid using it on horizontal surfaces that are often impinged with water, such as, for example, washing tables.

COATING SYSTEM**Primer coat**

1 - 3 x Aduro MDF-4in1 2201 ff, depending on the desired support and filler

Intermediate sanding

Grain size 280 – 320

Intermediate sanding must be done immediately prior to applying the topcoat in order to ensure proper intermediate adhesion.

Avoid through sanding at all costs!

Topcoat

1 x Aduro MDF-4in1 2201 ff

MAINTENANCE AND RENOVATION**Maintenance and renovation**

Cleaning with ADLER Clean Möbelreiniger (furniture cleaner) 96490. Preservation of surfaces with degree of gloss G30 and higher with ALER Clean Möbelpflege (furniture preservative) 96491

Please observe the relative technical data sheets of the products.

ORDERING INFORMATION**Sizes of trading unit**

1 kg, 4 kg, 20 kg
3 kg (basic shades)

Colour shades / degree of gloss

G50 Weiß	2205040905
G50 RAL 9010	2205009010
G50 RAL 9016	2205009016
G50 Schwarz	2205040922

For blending special colour shades there are available other 11 basic shades (2205040911 ff) besides white. Special colour shades on request.

Glanzgrade:

G10 stumpfmatt	2201
G30 matt	2203
G50 halbmatt	2205

Supplementary-products

ADLER PUR-Härter 82019
 ADLER PUR-Härter S 82040
 ADLER DD-Verdünnung 80019
 ADLER PUR-Verdünnung 80029
 ADLER DD-Isoliergrund 25103
 ADLER Pigmotop from 25363 to 25367
 ADLER Legnopur 26211 ff
 ADLER Pigmofix M 90698
 ADLER Waschverdünnung 80077
 ADLER Clean-Möbelreiniger 96490
 ADLER Clean-Möbelpflege 96491

FURTHER DETAILS**Durability / storage**

At least 1 year in the original sealed containers.

Make sure the product is protected against moisture, direct sunlight, frost and high temperatures (above 30 °C).

Technical specifications

Delivery viscosity	approx. 60 ± 5 s in accordance with DIN 53211 (4-mm-cup, 20°C)
Mixing viscosity with 82019	approx. 50 ± 5 sec. according to DIN 53211 (4 mm cup, 20°C)
Mixing viscosity with 82040	approx. 45 ± 5 sec. according to DIN 53211 (4 mm cup, 20°C)

Safety-related information

Please follow the associated safety data sheet, the latest version can be retrieved from the Internet at www.adler-lacke.com.

The product is only suitable for the industrial and professional use

In general, you must avoid inhaling paint aerosols when spraying; this is ensured by proper use of a breathing mask (combination filter A2/P2 – EN 141/EN 143).